

Official Notice of Election for Military and Overseas Voters

2025 Municipal Primary Election

May 20, 2025

This is an official notice of an election to be conducted on May 20, 2025, in Erie County Pennsylvania. You may register to vote and request an official absentee ballot by using the Federal Postcard Application (FPCA) available at www.vote.pa.gov or www.fvap.gov. You may apply for an absentee ballot by submitting your FPCA by e-mail to tfernandez@eriecountypa.gov or by fax to 814-451-7007.

You may request an absentee ballot from this office at any time prior to a primary or election. However, if time does not permit you to receive and return an official absentee ballot, you are also entitled to vote using the Federal Write-in Absentee Ballot (FWAB). Military electors may also use the FWAB to register to vote and vote simultaneously.

You may use the FWAB to vote for all federal, state, and local offices, and ballot initiatives.

To vote, fill out and send in the **Voter Information Page** (page 2) and **Official Backup Ballot** (page 3) of the FWAB.

To vote for offices or for ballot initiatives, write the names of candidates or ballot initiatives in the appropriate section of the FWAB. Under the **Federal Offices** heading, enter the name or political party of the federal candidate you choose. Under the **Other Offices** heading, enter the state or local office, name of candidate or political party of the candidate you choose. Under the **Ballot Initiative or other items** heading, enter the title of the ballot initiative (referendum) you are voting on and write “yes” or “no.”

THE NOTICE MUST BE CONSULTED REGULARLY BECAUSE OF THE POSSIBILITY THAT CANDIDATE LISTS MAY CHANGE.

To view a list of Candidates running for office in the 2025 Municipal Primary, click on the link below:
[2025 Municipal Primary Candidate Listing - Official.pdf](#)

Federal Write-In Absentee Ballot

- If you do not receive your absentee ballot in enough time to meet your state's deadlines, use this ballot as a backup. If you send in this ballot and receive your state's ballot later, you should fill out and return your state ballot as well. Your election office will count only one ballot.
- The following require you to register and request an absentee ballot before filling out this form: AL, AS, AR, CT, FL, GU, HI, ID, IL, IN, KS, LA, NH, NJ, NM, NY, PA, PR, RI, SD, TX, WI, WV, and WY. If your state or territory is listed, complete a Federal Post Card Application (FPCA) online at FVAP.gov.
- If you already registered and requested a ballot, send in the *Voter Information* page and the *Official Backup Ballot*.
- Please be aware that some states will accept this form as registration and as an absentee ballot request for future elections.¹

Use this form if you are:

- On active duty in the Uniformed Services or Merchant Marine
- An eligible spouse or dependent
- A U.S. citizen living outside the United States

You can vote wherever you are. This is how.

1. Fill out your *Voter Information* page completely and accurately.
 - Your U.S. voting residence address is used to determine where you are eligible to vote absentee. For military voters, it is usually your last address in your state of legal residence. For overseas citizens, it is usually the last place you lived before moving overseas. You do not need to have any current ties with this address. DO NOT write a PO Box # in section 2.
 - Most states allow you to provide a Driver's License number or the last 4 digits of your SSN. Some states require a full SSN. See your state's guidelines at FVAP.gov.
 - If you cannot receive mail at your mailing address, please specify a mail forwarding address.
 - Most states require you to specify a political party to vote in primary elections. This information may be used to register you with a party.
 - **Section 6 Requirements:** Alabama requires two witness signatures; Alaska, Virginia and Wisconsin, require one witness signature; Puerto Rico requires your mother's and father's first name; Vermont requires a voter's oath. Additional state instructions can be found at FVAP.gov.
 - Remember to sign the bottom of the *Voter Information* page!
2. Carefully fill out and seal your *Official Backup Ballot*.
 - DO NOT sign your ballot or include any personal information. Keep your ballot anonymous.
 - If using a self-sealing form, remove the adhesive liner, fold and seal tightly.
 - If you printed out the form, fold the voted ballot and seal it in an envelope marked "ballot enclosed".
3. Assemble your documents for mailing.
 - Put your *Voter Information* page and *Official Backup Ballot* into the mailing envelope.
 - You can find the address for your election office at FVAP.gov.
 - All states accept this form by mail, but they vary on email and fax. See your state's rules in the *Voting Assistance Guide* online at FVAP.gov.

Agency Disclosure Statement

The public reporting burden for this collection of information is estimated to average 15 minutes per response, including time to review instructions, gathering and maintaining the data needed, and completing and reviewing the collection of information. Send comments regarding this burden estimate or any other aspect of this collection of information, including suggestions for reducing the burden to: Department of Defense, Washington Headquarters Services, Executive Services Directorate, Information Management Division, 4800 Mark Center Dr., East Tower, Suite 03F09, Alexandria, VA 22350-3100. [OMB Control #0704-0502]. Respondents should be aware that notwithstanding any other provision of law, no person shall be subject to any penalty for failing to comply with a collection of information if it does not display a currently valid OMB control number. DO NOT RETURN YOUR FORM TO THE ADDRESS ABOVE.

Privacy Advisory

When completed, this form contains personally identifiable information and is protected by the Privacy Act of 1974, as amended.

Questions?
Email vote@fvap.gov

Voter Information

Federal Write-In Absentee Ballot (FWAB)

Print clearly in blue or black ink, please see back for instructions.

Have you already registered and requested an absentee ballot?

Some states allow you to use this form to register and request ballots for future elections. Visit FVAP.gov for more details.

1. Who are you? Pick one.

For absent Uniformed Service members, their families, and citizens residing outside the United States.

- ☐ I am on active duty in the Uniformed Services or Merchant Marine -OR- ☐ I am an eligible spouse or dependent.
☐ I am a U.S. citizen living outside the country, and I intend to return.
☐ I am a U.S. citizen living outside the country, and my intent to return is uncertain.
☐ I am a U.S. citizen living outside the country, and I have never lived in the United States.

Last name		Suffix (Jr, II)		Sex	<input type="checkbox"/> Female <input type="checkbox"/> Male
First name			Previous names (if applicable)		
Middle name			Birth date (MM/DD/YYYY)	/	/
Social Security Number	-	-	Driver's license or State ID #		

2. What is your U.S. voting residence address?

Your voting materials will not be sent to this address. See instructions on other side of form.

Street address		Apt #	
City, town, village		State	
County		ZIP	

3. Where are you now? You MUST give your CURRENT contact information.

Your mailing address. (Different from above)

Your mail forwarding address. (If different from mailing address)

4. What is your contact information? This is so election officials can reach you about your request.

Provide the country code and area code with your phone and fax number. Do not use a Defense Switched Network (DSN) number.

Email:		Phone:	
Alternate email:		Fax:	

5. What are your preferences for future elections?

A. Do you want to register and request a ballot for all elections you are eligible to vote in?

- ☐ Yes
☐ No

B. How do you want to receive voting materials from your election office?

- ☐ Mail
☐ Email or online
☐ Fax

C. What is your political party for primary elections?

6. What additional information must you provide?

The following need more information: Alabama, Alaska, Puerto Rico, Vermont, Virginia and Wisconsin, see back for instructions. Additional state instructions can be found at FVAP.gov.

7. You must read and sign this statement.

I swear or affirm, under penalty of perjury, that:

- The information on this form is true, accurate, and complete to the best of my knowledge. I understand that a material misstatement of fact in completion of this document may constitute grounds for conviction of perjury.
- I am a U.S. citizen, at least 18 years of age (or will be by the day of election), eligible to vote in the requested jurisdiction, and
- I am not disqualified to vote due to having been convicted of a felony or other disqualifying offense, nor have I been adjudicated mentally incompetent; or if so, my voting rights have been reinstated; and
- I am not registering, requesting a ballot, or voting in any other jurisdiction in the United States, except the jurisdiction cited in this voting form.
- In voting, I have marked and sealed this ballot in private and have not allowed any person to observe the marking of this ballot, except those authorized to assist voters under State and Federal law.

Sign here **X**

Today's date
(MM/DD/YYYY)

/	/
---	---

Official Backup Ballot

Federal Write-In Absentee Ballot (FWAB)

Print clearly in blue or black ink.

Vote by writing the NAME or PARTY of the candidates you choose. To find out about specific federal candidates and races go to [FVAP.gov](https://www.fvap.gov).

Instructions

- This ballot can be used to vote for federal offices.
- DO NOT write your name or any identifying number (SSN, driver's license) on this ballot.
- Photocopy this page if you require additional room for candidates or ballot initiatives.
- If you are voting in American Samoa, Guam, Puerto Rico, or the U.S. Virgin Islands, you may vote for Delegate or Resident Commissioner, and in presidential primaries.
- State laws vary about using the FWAB for other offices like Governor or Mayor. Learn more online at [FVAP.gov](https://www.fvap.gov).

Federal offices

President and Vice President

U.S. Senator

U. S. Representative, Delegate, or
Resident Commissioner to Congress

Non-federal offices

Office

Candidate name

Political party

Ballot initiatives or other items

Official Ballot

Federal Write-In Absentee Ballot

Private

Fold your ballot and keep it private. Put it in the envelope.

Before you seal this envelope:




1. Sign and fold your *Voter Information* page.
2. Fold and seal your *Official Backup Ballot*.
3. Put both inside this envelope, and mail it to your election office. The address can be found at FVAP.gov.


①



Fold in half



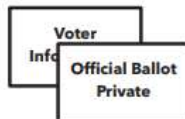
②



Fold and seal



③



For election officials:

This is an official Federal Write-In Absentee Ballot authorized by 52 U.S.C. § 20301.

If you have questions about it, contact your State officials.



U.S. Postage Paid
39 USC 3406

PAR AVION

From

(Your name and mailing address.)

International airmail postage is required if not mailed using the U.S. Postal Service, APO/FPO/DPO system, or diplomatic pouch.

I have enclosed my ballot for the / election.

MM

YYYY



OFFICIAL ABSENTEE BALLOTING MATERIAL – FIRST CLASS MAIL

NO POSTAGE NECESSARY IN THE U.S. MAIL – DMM 703.8.0

To

(Fill in the address of your election office. The address can be found online at FVAP.gov.)
